

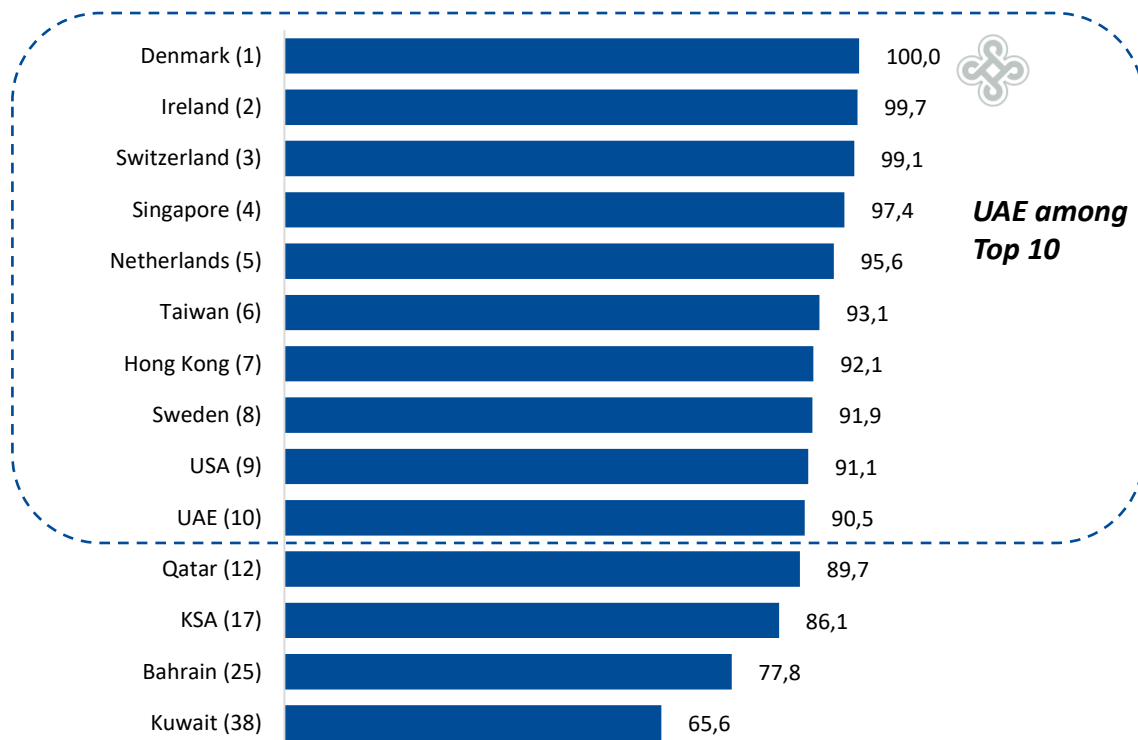


GCC Renaissance: Tapping Rising Investment Opportunities

Part 4: Global Rankings

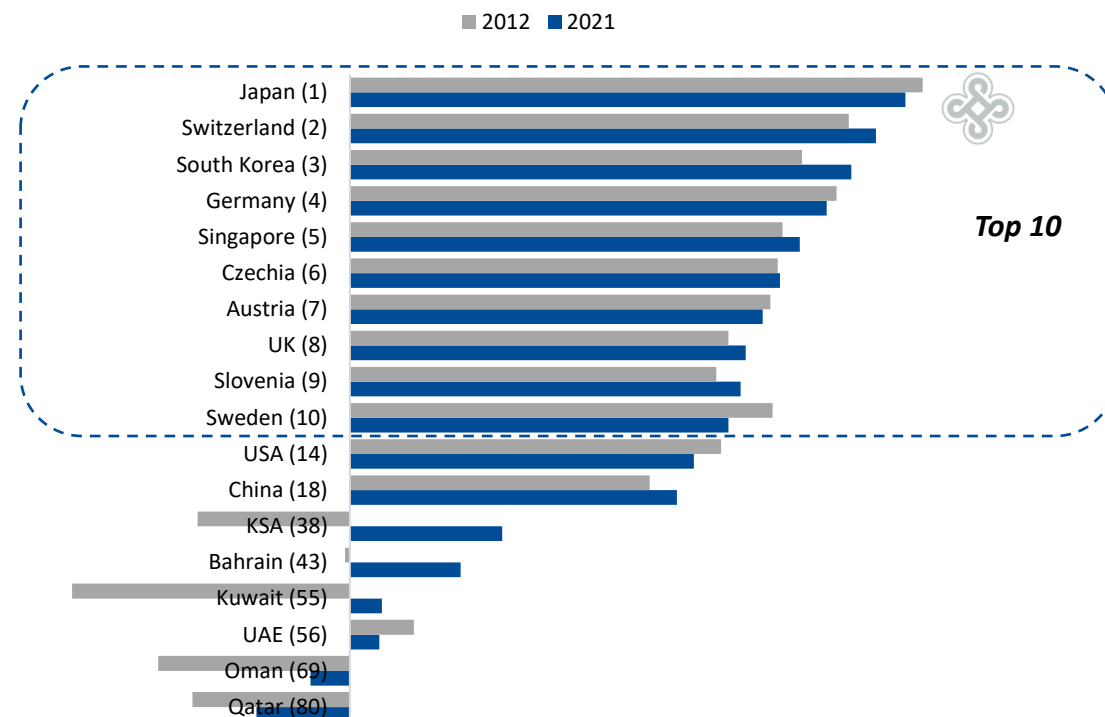
GCC members continue to significantly improve their global positions regarding economy competitiveness and complexities through diversification efforts

IMD World Competitiveness Ranking (2023)



- Enterprises operate in a national environment, enhancing or hindering their ability to compete domestically and internationally. IMD compares economic performance, government and business efficiency, and infrastructure.
- UAE entered the top 10 most competitive countries, while Qatar, KSA, and Bahrain were among the top 25**, indicating significant economic transformation and improvement of governance in these countries.

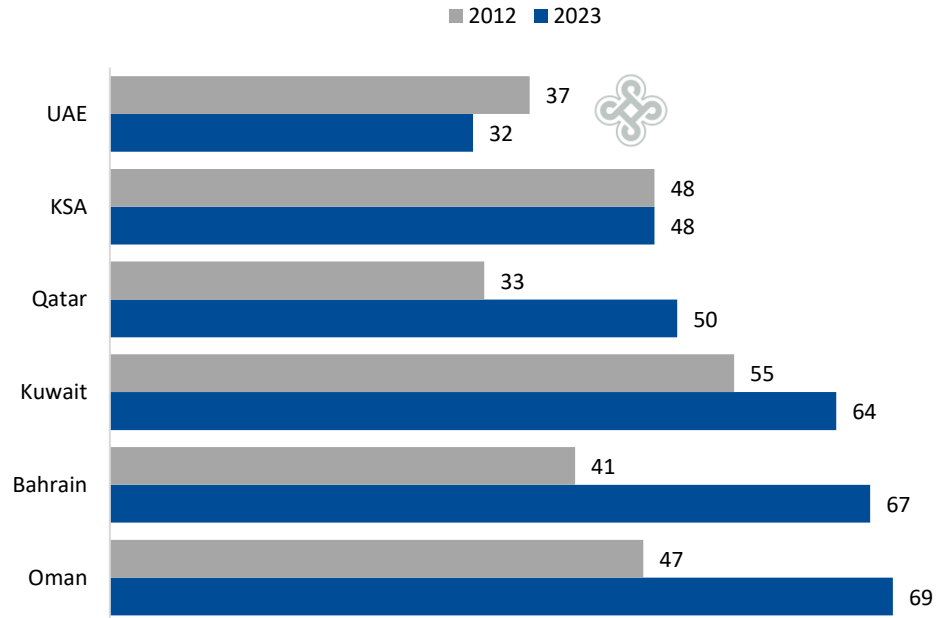
Economic Complexity Index Ranking (Atlas, 2021 vs 2012)



- ECI assesses the diversity of productive know-how and sophisticated products and the complexity of the export basket of the countries.
- All **GCC countries improved ECI significantly**, except UAE which has declined in ranking from 50 to 56. The largest improvement takes place in Kuwait (+1,26 points), and KSA (+1,24) resulting from complex state programs on export product diversification.

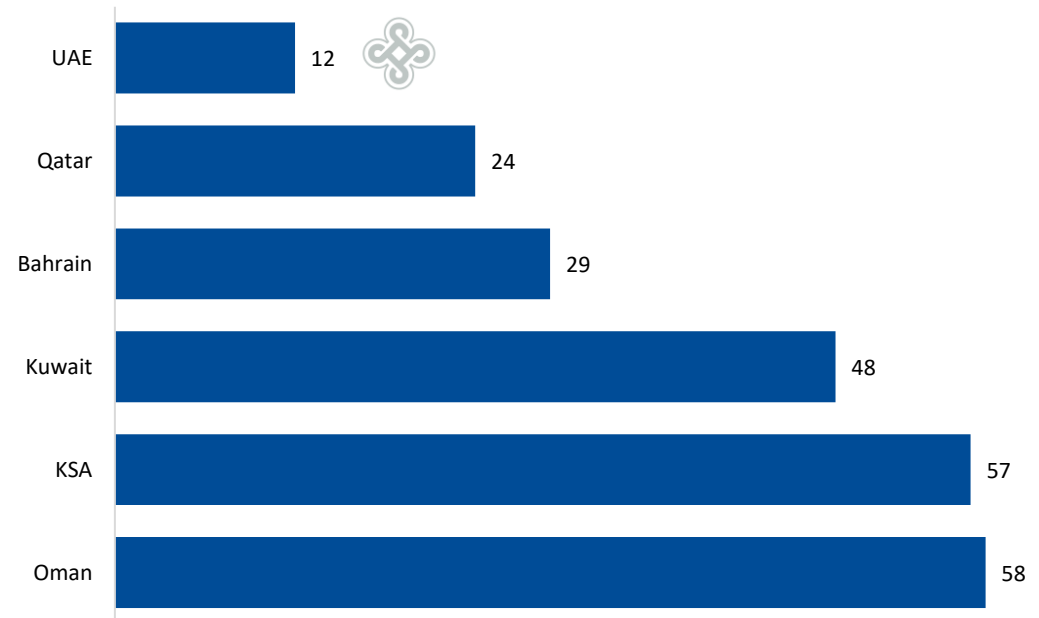
GCC shows systematic and positive innovation and digital access rank development in the Middle East with plans to shape improvements in ecosystems and infrastructures

Global Innovation Index Ranking (2023 vs 2012)



- GIIR tracks science and innovation investments, technological progress and adoption, and their socioeconomic impacts.
- **UAE** improved its ranking position and was identified in 2023 as the **top 3 leaders in innovation** from Northern Africa & Western Asia and Central & Southern Asia regions.
- **KSA** **standout 4-year innovation surge 2019–2023, ascended the most in ranking by entering into the top 50 (from 68 to 48).**
- Kuwait, Bahrain, and Oman gradually exited from the top 50 positions since 2012, requiring significant efforts to keep the gap between leaders minimal.

Digital Access Index Ranking (2022)

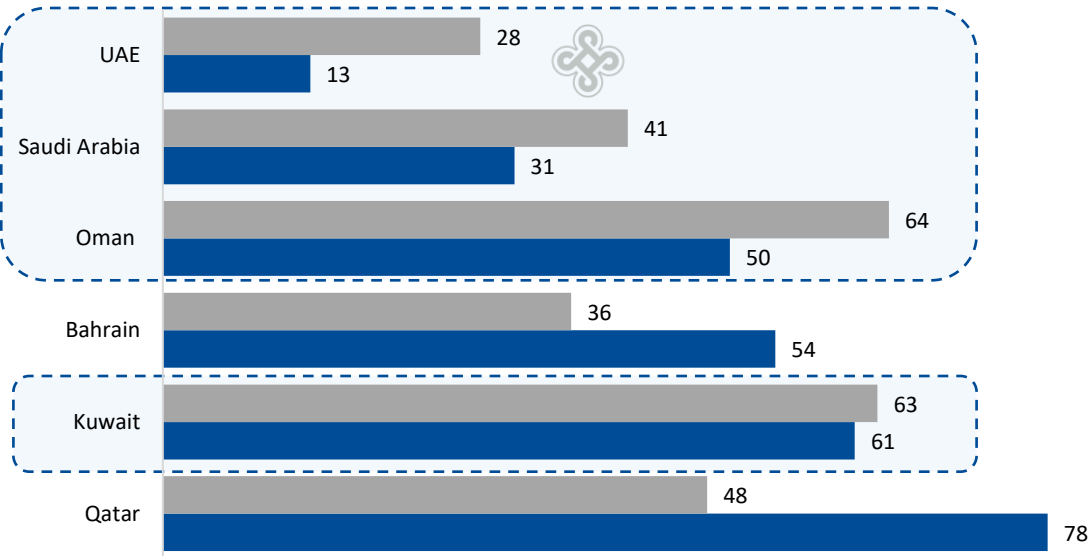


- DAI focuses exclusively on digital and technology indicators and covers the whole digital industry by assessing 21 indicators in 157 countries.
- Evaluation covers **Infrastructure** (4G network coverage, # of Internet exchange points), **Use** (fixed/mobile broadband, smartphone penetration), **Affordability** (cellular tariffs, mobile-specific taxation costs), **Technologies** (cellular M2M, social media penetration, **Digital solutions and use cases** (e-health, e-learning), etc.
- UAE, Qatar, and Bahrain have the highest DAI rankings among GCC countries creating vast opportunities for introducing innovative technologies that require access to infrastructure for scaling.

The GCC accelerated and made rapid progress across all aspects of digitalization including e-government effectiveness in the delivery of public services

E-Government Development Index Ranking (2022 vs 2012)

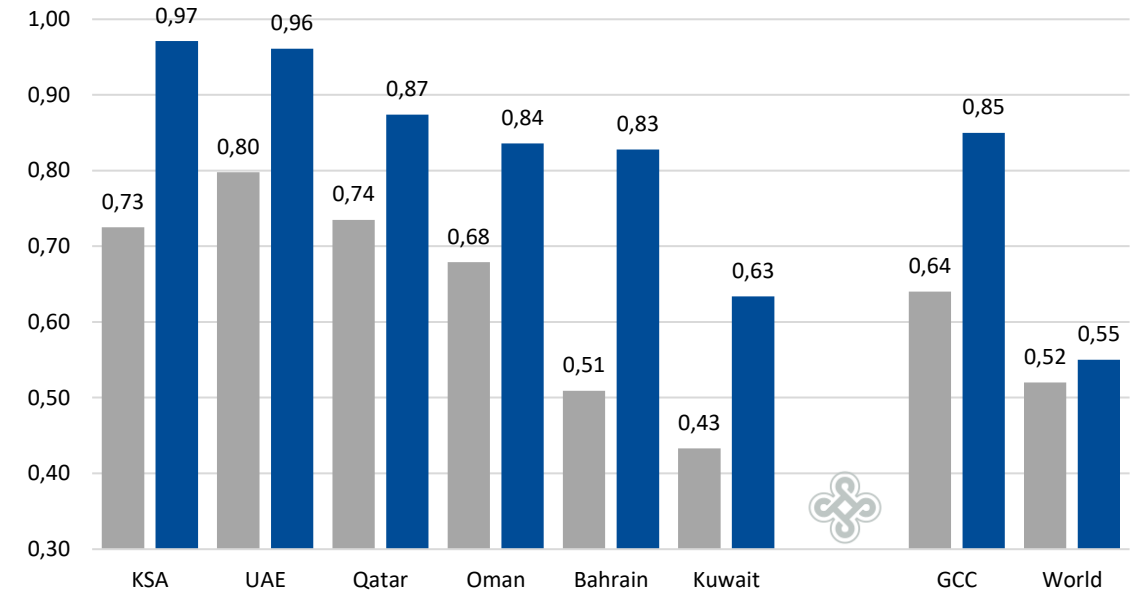
■ Rank 2012 ■ Rank 2022



- **KSA established the Data and AI Authority in 2019**, developed an AI strategy, and heavily drives AI adoption and innovation, building an ecosystem in cooperation with academia, industry, and the public sector.
- **UAE established the Ministry of AI in 2017** and launched the National Strategy for AI 2031 in 2019 to create a knowledge-based economy. Integration of AI in healthcare, transportation, and education is progressing.
- Remaining countries promoting the adoption of AI in government agencies, establishing strategic partnerships with Microsoft, and building smart cities with traffic and waste management, water efficiency, etc.

E-Government Development Index Ranking (2022 vs 2012)

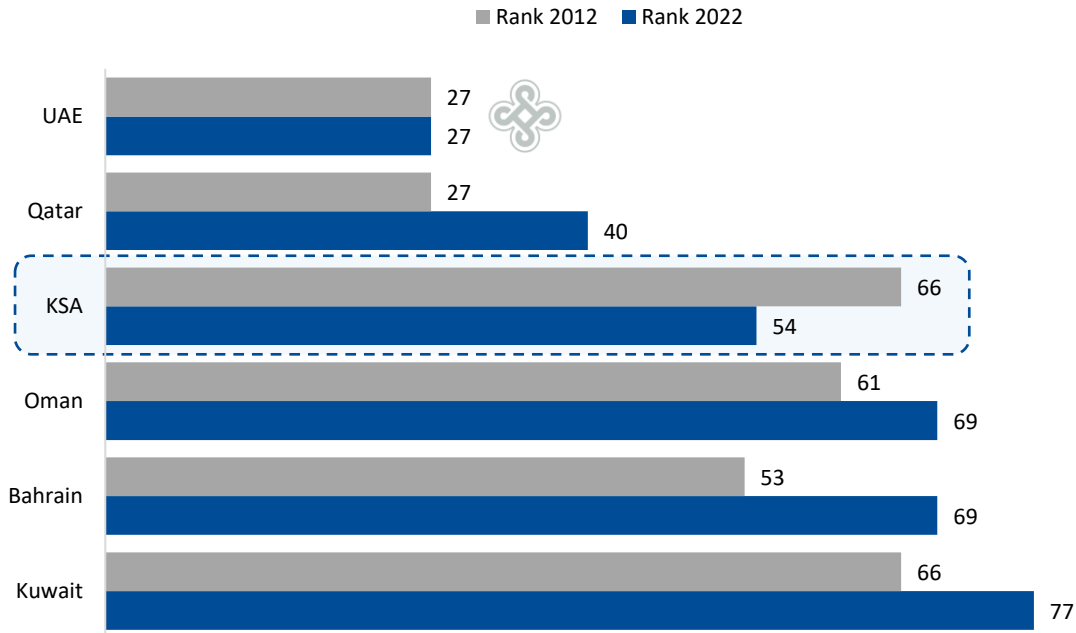
■ 2020 ■ 2022



- The GTMI is a composite index that uses 48 key indicators to measure critical aspects of 4 GovTech focus areas in 198 economies: supporting core government systems, enhancing service delivery, mainstreaming citizen engagement, and fostering GovTech enablers.
- The correlation of income and GovTech maturity is high and directly relates to public sector digital transformation. All countries significantly improved scores, with the highest progress in Bahrain and KSA within two years. **KSA and UAE take 3rd and 4th positions globally.**
- Countries focus mostly on improving public service delivery, with **room for improvements in digital citizen engagement.**


GCC countries with authoritarian regimes made significant improvements in democracy, with still large room for its enhancement and introduction of anticorruption measures

Corruption Perceptions Index Ranking (2022 vs 2012)



- The CPI ranks 180 countries and territories around the world by their perceived levels of public sector corruption, scoring on a scale of highly corrupt (0) to very clean (100).
- **UAE has the highest Corruption Perceptions Ranking among GCC countries and consistently holds 27 positions globally within 10 years.**
- **In 2022 significant improvements in ranking took place in KSA (+12 positions).**
- Scores of Kuwait (42) are still lower than the global average of 43, showing room for improvement in the eradication of public sector corruption and enhancement of public trust. UAE (67), Qatar (58), KSA (51), Bahrain, and Oman (44) scores are above average.

Democracy Index Ranking 2023



- The Democracy Index is based on five categories: electoral process and pluralism, functioning of government, political participation, political culture, and civil liberties.
- **All countries are classified as authoritarian regimes.**
- Compared to 2006, the largest improvement in scoring was noticed in Qatar (+0,87, to 3,65), UAE (+0,59 to 3,01), and Kuwait (+0,41 to 3,5), while the largest weakening was in Bahrain (-1,01 to 2,52). **In 2023 all countries were below the world average scores (5,25).**